
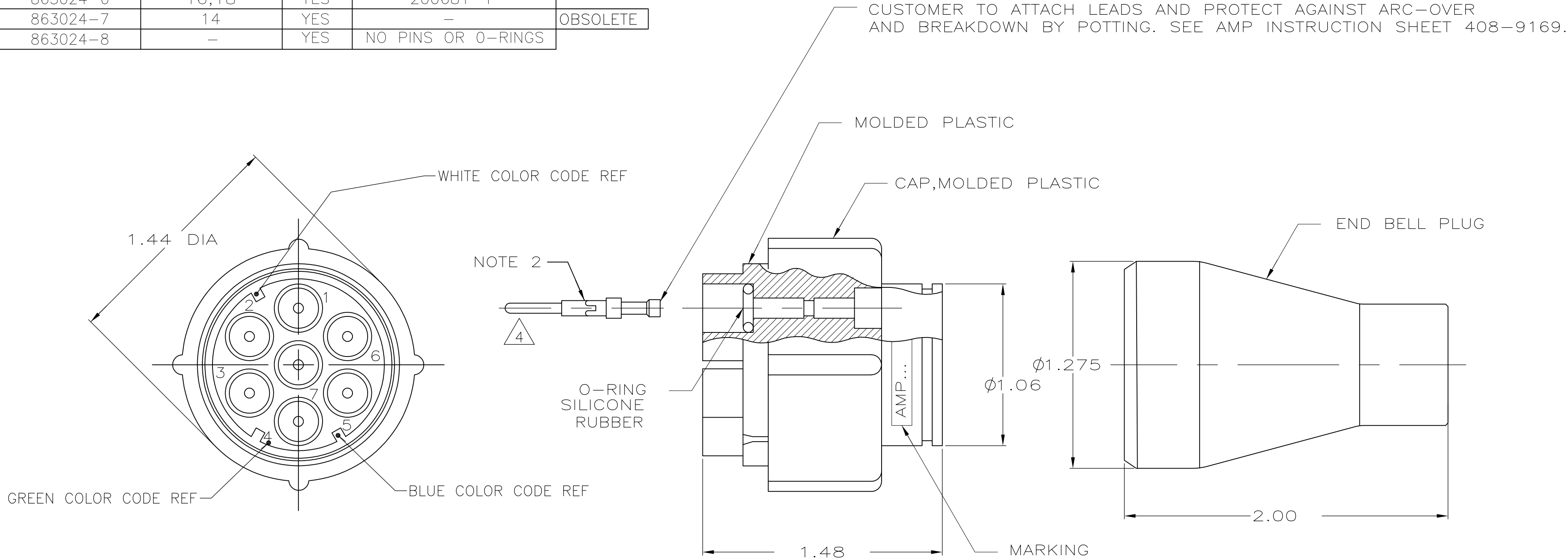


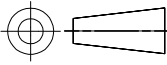


THIS DRAWING IS UNPUBLISHED.		RELEASED FOR PUBLICATION	
© COPYRIGHT - By -		ALL RIGHTS RESERVED.	
PART NO.	WIRE SIZE RANGE	COLOR CODE	REMARKS 
863024-1	20,22,24	NO	200679-1
863024-2	16,18	NO	200681-1
863024-3	14	NO	201645-1
863024-5	20,22,24	YES	-
863024-6	16,18	YES	200681-1
863024-7	14	YES	-
863024-8	-	YES	NO PINS OR O-RINGS

LOC	DIST	REVISIONS					
		P	LTR	DESCRIPTION	DATE	DWN	APVD
—	—		F	REV PER ECO-15-013197	13OCT15	KG	DM



1. PLUG ASSEMBLY WILL WITHSTAND WITHOUT BREAKDOWN 27KVDC PIN TO PIN AND 27KVDC PIN TO GROUND. WHEN MATED WITH RECEPTACLE 861647-1.
 2. TO REMOVE PINS USE EXTRACTION TOOL #861751-1.
 3. CAVITY TO ACCEPT AMP PINS TYPE II SIZE 16.
-  CRIMP CONTACTS PER TE 408-7516 AS SPECIFIED FOR EACH CONTACT PART NUMBER.

THIS DRAWING IS A CONTROLLED DOCUMENT.		DWN	J.E.BEATTY	25JAN00	 TE Connectivity			
DIMENSIONS: INCHES		CHK	D.G.EABY	25JAN00				
		APVD	D.G.EABY	25JAN00	NAME			
		PRODUCT SPEC			PLUG ASSY, H.V., 7 PIN			
TOLERANCES UNLESS OTHERWISE SPECIFIED:		APPLICATION SPEC			SIZE	CAGE CODE	DRAWING NO	RESTRICTED TO
0 PLC ± -		-			A2	00779	C=863024	-
1 PLC ± -		-			SCALE			
2 PLC ± .04		-			2:1			
3 PLC ± .015		-			SHEET			
4 PLC ± -		-			1 OF 1			
ANGLES ± -		-			REV			
FINISH		BLACK			F			
MATERIAL		-			CUSTOMER DRAWING			

Mouser Electronics

Authorized Distributor

Click to View Pricing, Inventory, Delivery & Lifecycle Information:

[TE Connectivity:](#)

[863024-8](#)