

4

3

2

1

THIS DRAWING IS UNPUBLISHED.

RELEASED FOR PUBLICATION

(C) COPYRIGHT

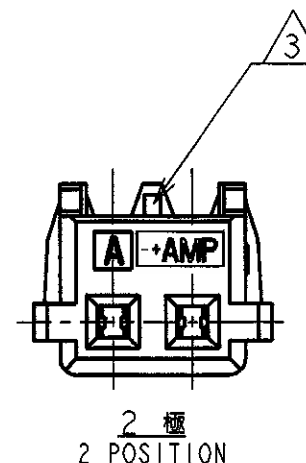
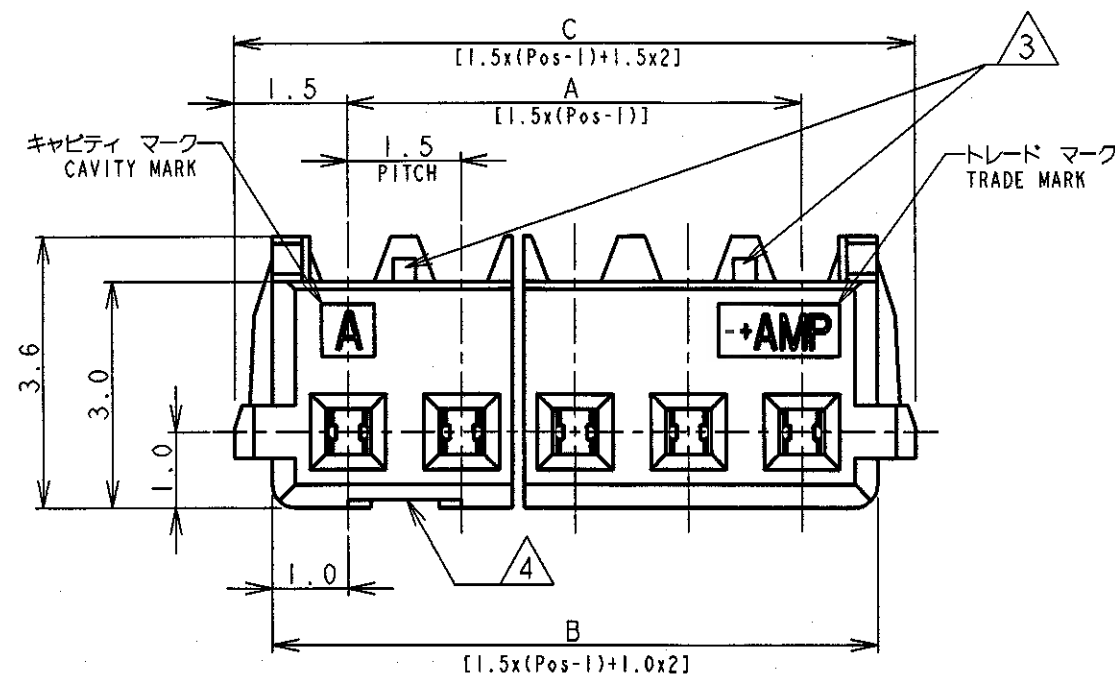
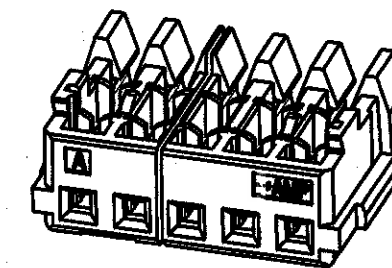
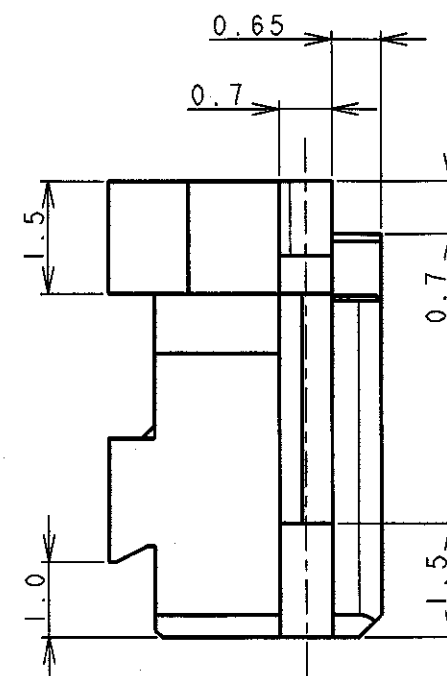
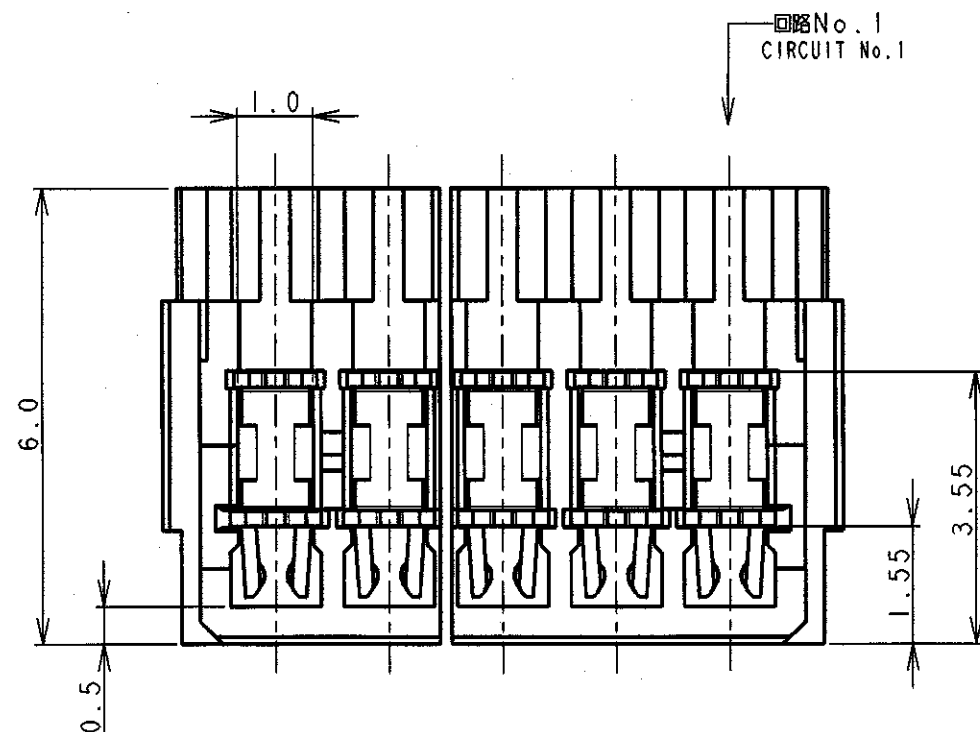
ALL RIGHTS RESERVED.

LOC

DIST

REVISIONS

P	LTR	DESCRIPTION	DATE	DWN	APVD
E4		REVISED ECR-21-107353	14JUL21	T.Q	N.S


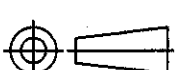


注 記

- 適用電線範囲: AWG #26&#28  
被覆外径:  $\phi 0.8\text{mm} \sim \phi 0.95\text{mm}$
- 材料: ハウジング-ガラス入りナイロン UL94V-0、色: グレー、青  
コンタクト-錫めっき済み、りん青銅
- ハウジング ロック:  
2極は、1箇所 3~20極は、2箇所
- ゲート口は左付きと右付きが存在する。(2極品を除く)

NOTES:

- APPLICABLE WIRE SIZE: AWG #26&#28  
INSULATION DIA RANGE:  $\phi 0.8\text{mm} \sim \phi 0.95\text{mm}$
- MATERIAL:  
HOUSING: NYLON(G.F.) UL94V-0, COLOR: GRAY, BLUE  
CONTACT: PRE-TIN PHOS-BRONZE
- HOUSING LOCK:  
2 POSITION - SINGLE LOCK  
3 TO 20 POSITIONS - DOUBLE LOCK
- CONNECTOR HAVE THE GATE LEFT SIDE AND RIGHT SIDE. (EXCEPT 2Pos.)

		DWN 12. JUL '96 T. FURUYA		 TE Connectivity			
		CHK 12. JUL '96 J. TANIGAWA					
DIMENSIONS: 単位: 毫 mm		TOLERANCES UNLESS OTHERWISE SPECIFIED		APVD <i>S. Kubouchi 9/15 99</i>		NAME 名称	
		一般公差		PRODUCT SPEC 製品規格		AMP Mini Common Terminated (CT) Connector 1.5mm PITCH	
		10mm ±0.2 30mm ±0.25 100mm ±0.3 ANGLE ±3°		108-5525		MT RECEPTACLE ASSEMBLY	
				APPLICATION SPEC 取付適用規格			
				114-5223			
MATERIAL 材料		FINISH 仕上		WEIGHT 重量		SIZE 寸法	CAGE CODE 番号
SEE NOTE 2 注記2参照		SEE NOTE 2 注記2参照		SEE TABLE 表参照		A3	00779
				CUSTOMER DRAWING		DRAWING NO. 番号	
						C-353293	
						SCALE 尺度	SHEET 1 OF 2
						NON	
						REV E4	

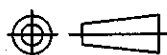
LOC	DIST	REVISIONS			
P	LTR	DESCRIPTION	DATE	DWN	APVD
		SEE SHEET 1			

0.97	31.5	30.5	28.5	20	7-353293-0	4-353293-0	2-353293-0
0.92	30.0	29.0	27.0	19	6-353293-9	3-353293-9	1-353293-9
0.87	28.5	27.5	25.5	18	6-353293-8	3-353293-8	1-353293-8
0.83	27.0	26.0	24.0	17	6-353293-7	3-353293-7	1-353293-7
0.78	25.5	24.5	22.5	16	6-353293-6	3-353293-6	1-353293-6
0.73	24.0	23.0	21.0	15	6-353293-5	3-353293-5	1-353293-5
0.68	22.5	21.5	19.5	14	6-353293-4	3-353293-4	1-353293-4
0.64	21.0	20.0	18.0	13	6-353293-3	3-353293-3	1-353293-3
0.59	19.5	18.5	16.5	12	6-353293-2	3-353293-2	1-353293-2
0.54	18.0	17.0	15.0	11	6-353293-1	3-353293-1	1-353293-1
0.49	16.5	15.5	13.5	10	6-353293-0	3-353293-0	1-353293-0
0.45	15.0	14.0	12.0	9	5-353293-9	2-353293-9	353293-9
0.40	13.5	12.5	10.5	8	5-353293-8	2-353293-8	353293-8
0.35	12.0	11.0	9.0	7	5-353293-7	2-353293-7	353293-7
0.30	10.5	9.5	7.5	6	5-353293-6	2-353293-6	353293-6
0.26	9.0	8.0	6.0	5	5-353293-5	2-353293-5	353293-5
0.21	7.5	6.5	4.5	4	5-353293-4	2-353293-4	353293-4
0.16	6.0	5.0	3.0	3	5-353293-3	2-353293-3	353293-3
0.11	4.5	3.5	1.5	2	5-353293-2	2-353293-2	353293-2
WEIGHT (g)	C	B	A	Pos.	BLUE	BLACK	GRAY
	寸 法 DIMENSIONS				製 品 型 番 P/N		

DIMENSIONS:  
単位: ㎜  
mm

TOLERANCES UNLESS  
OTHERWISE SPECIFIED:

一般公差  
10 ± : ±0.2  
30 ± : ±0.25  
100 ± : ±0.3  
ANGLE : ±3°



DWN T. FURUYA 12. JUL '96

CHK J. TANIGAWA 12. JUL '96

APVD

PRODUCT SPEC

製品規格

APPLICATION SPEC

取付適用規格

WEIGHT SEE TABLE 表参照

CUSTOMER DRAWING

WIRE RANGE

絶縁電線断面積

0.08mm<sup>2</sup>-0.14mm<sup>2</sup>

INSULATION DIA

被覆外径

∅0.8mm-∅0.95mm

MATERIAL SEE SHEET 1 OF 2

材料

1枚目参照

FINISH

仕上

SEE SHEET 1 OF 2

1枚目参照



TE Connectivity

NAME

名称

AMP Mini Common Terminated (CT) Connector 1.5mm PITCH

MT RECEPTACLE ASSEMBLY

SIZE

CAGE CODE

DRAWING NO

番号

A4

00779

C=353293

SCALE

尺度

NON

SHEET

2

OF

2

REV

E4

# Mouser Electronics

Authorized Distributor

Click to View Pricing, Inventory, Delivery & Lifecycle Information:

[TE Connectivity:](#)

[1-353293-0](#)