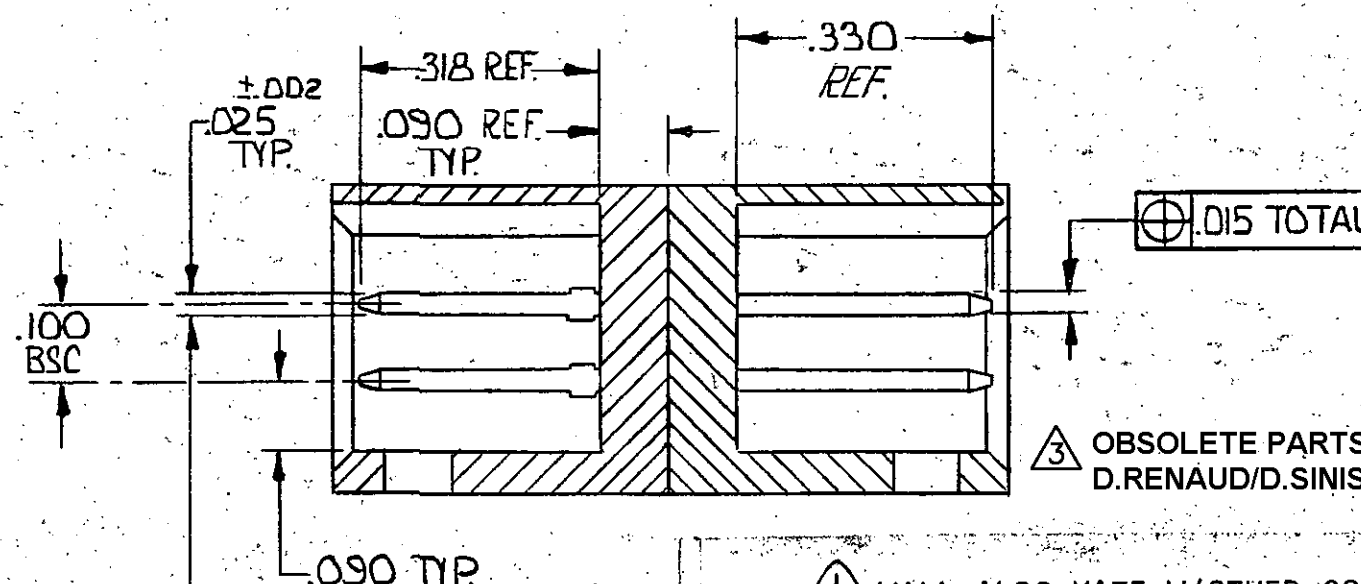
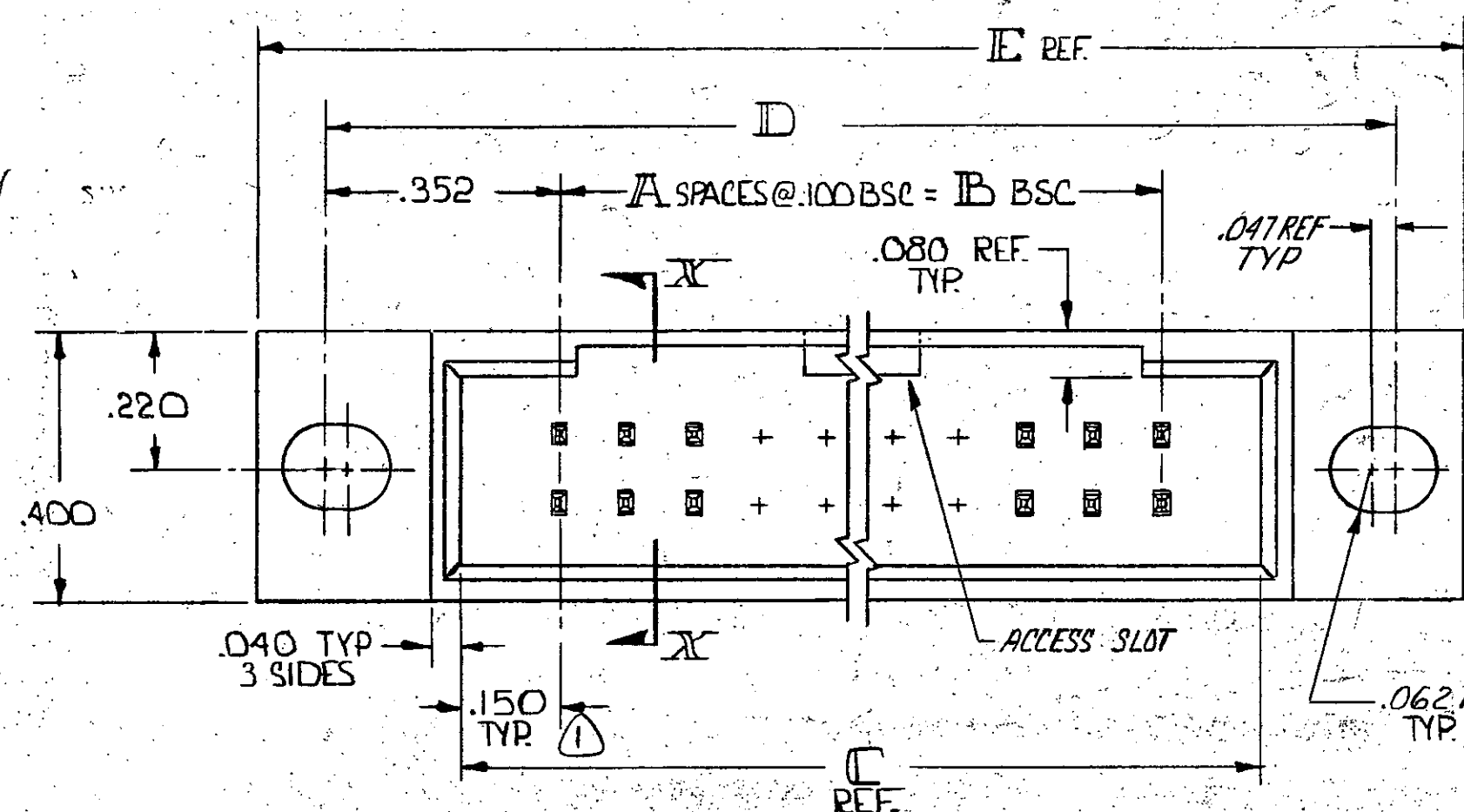


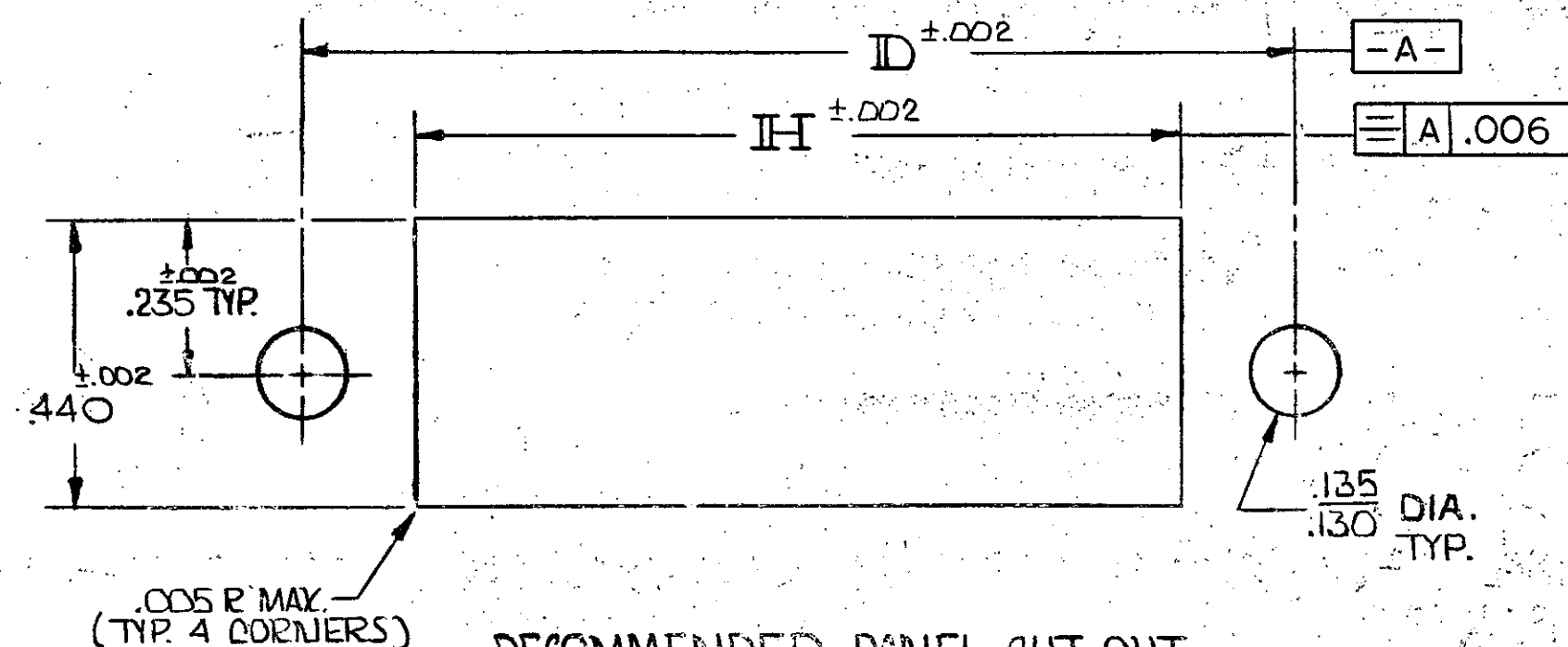
		REVISIONS				
P	F	ZONE	LTR	DESCRIPTION	DATE	APPROVED
			E	REV PER AD-5084	8-1-91	LF
			F	REV PER 6610-0981-93	9-13	RAC/JM
			G	REV PER 0010-0375-94	3-0-94	JK
			H	REV PER 0310-0146-96	8-27-97	ED BAS
		H1		REVISED PER ECO-09-026346	NOV09	AEG



① WILL ALSO MATE W/OTHER CONNECTORS WHICH ARE COMPATIBLE WITH THE .150 END DIM.
WILL MATE W/MOD IV HAVING FOUR EXTRA EMPTY CIRCUITS (TWO EACH END -- EX: 20 POS. POST HDR. WILL MATE W/24 POS. MOD IV HSG.)

② OBSOLETE PART NUMBER

OBSOLETE											
OBSOLETE	.700	—	.190	1.204	1.004	.600	.300	3	8	2-	
	3.300	2.890	.190	3.804	3.604	3.200	2.900	29	60	2-87605-6	
	3.200	2.790	↑	3.704	3.504	3.100	2.800	28	58	2-	↑ -5
	3.100	2.690		3.604	3.404	3.000	2.700	27	56	2-	↑ -4
	3.000	2.590		3.504	3.304	2.900	2.600	26	54	2-	↑ -3
	2.900	2.490		3.404	3.204	2.800	2.500	25	52	2-	↑ -2
	2.800	2.390		3.304	3.104	2.700	2.400	24	50	2-	↑ -1
	2.700	2.290		3.204	3.004	2.600	2.300	23	48	1-	↑ -0
	2.600	2.190		3.104	2.904	2.500	2.200	22	46	1-	↑ -9
	2.500	2.090		3.004	2.804	2.400	2.100	21	44	1-	↑ -8
	2.400	1.990		2.904	2.704	2.300	2.000	20	42	1-	↑ -7
	2.300	1.890		2.804	2.604	2.200	1.900	19	40	1-	↑ -6
	2.200	1.790		2.704	2.504	2.100	1.800	18	38	1-	↑ -5
	2.100	1.690		2.604	2.404	2.000	1.700	17	36	1-	↑ -4
	2.000	1.590		2.504	2.304	1.900	1.600	16	34	1-	↑ -3
OBSOLETE 	1.900	1.490		2.404	2.204	1.800	1.500	15	32	↑	↑ -2
	1.800	1.390		2.304	2.104	1.700	1.400	14	30	↑	↑ -1
	1.700	1.290		2.204	2.004	1.600	1.300	13	28	1-	↑ -0
	1.600	1.190		2.104	1.904	1.500	1.200	12	26		↑ -9
	1.500	1.090		2.004	1.804	1.400	1.100	11	24		↑ -8
	1.400	.990	↓	1.904	1.704	1.300	1.000	10	22		↑ -7
	1.300	.890	.190	1.804	1.604	1.200	.900	9	20		↑ -6
	1.200	—	.490	1.704	1.504	1.100	.800	8	18		↑ -5
	1.100	—	.390	1.604	1.404	1.000	.700	7	16		↑ -4
	1.000	—	.390	1.504	1.304	.900	.600	6	14		↑ -3
	.900	—	.290	1.404	1.204	.800	.500	5	12		↑ -2
	.800	—	.290	1.304	1.104	.700	.400	4	10		87605-1
	H	G	F	E	D	C	B	A	NO. OF POS.	PART NO.	



RECOMMENDED PANEL CUT-OUT

UNLESS OTHERWISE
SPECIFIED DIMENSIONS
ARE IN INCHES.
TOLERANCES ON:
DECIMALS ± .005
ANGLES ±

MATERIAL
HSG'S. - GLASS FILLED NYLON
COLOR: BLACK
CONTACT- PHOS BRONZE
FINISH
CONTACT- .000030 GOLD
OVER .000050 NICKEL

CONTRACT NO

DR	9/18/75
CHK	9-18-75
APPD	9-22-75
APPD	9-22-75
DSGN APPD	
OTHER APPD	



AMP INCORPORATED
Harrisburg, Pa.

NAME _____
 HEADER ASS'Y. MOD II
 .100 x .100 CENTERS MTG. EARS
 W/ PIN PROTECTORS BOTH SIDES
 (MATES W/ AMP LATCH AND/OR FFC) ①

SIZE	COORD	US BY NO	DRAWING NO
------	-------	----------	------------

DATE	SHEET
------	-------

CUSTOMER DRAWING

Mouser Electronics

Authorized Distributor

Click to View Pricing, Inventory, Delivery & Lifecycle Information:

[TE Connectivity:](#)

[87605-1](#)