



- FM (FSK) Key fob
- Sleek and compact design
- Range up to 200metres
- 1 - 8 Switch variants
- 433 / 868MHz Options
- Waterproof IP68 Rated
- CR2032 battery
- High Quality UK manufacture
- Can easily be Customised
- CE Compliant & FCC Approved

Description

FOBBER is a versatile, multi-function, FM key fob Radio Transmitter, capable of up to 200 metres range with up one to eight switches which can be in several positions.

Each FOBBER contains a unique serial number and can be paired with many RF Receivers from miniature SMT modules to complete Housed Relay units with digital and serial data outputs, together providing an easy design-in Remote Control Solutions.

The front face membrane Overlay may easily be customised to bespoke design Logos etc Key fob with a multitude of switch positions.

FOBBER Key Fob



Part Numbers

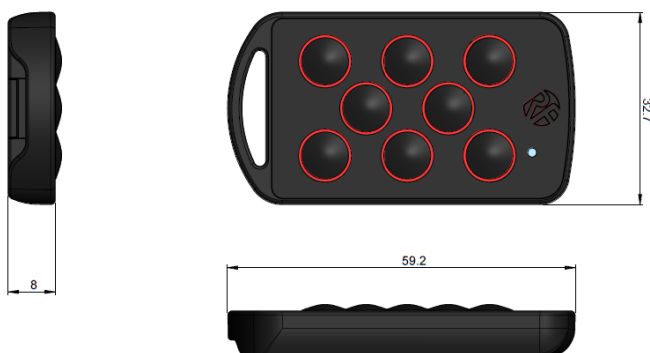
Part Number	Description	Freq (MHz)	Range** (Metres)
FOBBER-4T1	Transmitter Key fob 1 switch	433.92	100
FOBBER-4T2	Transmitter Key fob 2 switch	433.92	100
FOBBER-4T3	Transmitter Key fob 3 switch	433.92	100
FOBBER-4T4	Transmitter Key fob 4 switch	433.92	100
FOBBER-4T6	Transmitter Key fob 6 switch	433.92	100
FOBBER-4T8	Transmitter Key fob 8 switch	433.92	100
FOBBER-8T1	Transmitter Key fob 1 switch	869.5	200
FOBBER-8TL1*	Transmitter Key fob 1ch Latching on/off	869.5	200
FOBBER-8T2	Transmitter Key fob 2 switch	869.5	200
FOBBER-8TL2*	Transmitter Key fob 2 ch Latching on/off	869.5	200
FOBBER-8T3	Transmitter Key fob 3 switch	869.5	200
FOBBER-8T4	Transmitter Key fob 4 switch	869.5	200
FOBBER-8T6	Transmitter Key fob 4 channel with All On/Off	869.5	200
FOBBER-8T8	Transmitter Key fob 8 switch	869.5	200

* When using the "TL" Latching Keyfobs ensure Receiver Jumper links are set to Latching Outputs

** Range stated is optimal, in some conditions this may be dramatically reduced.

Mechanical Dimensions:

(All dimensions in mm)



Custom Versions


The top Face Overlay Label may be customised to incorporate custom Branding / colours. Please contact our sales department for further information, availability and cost.



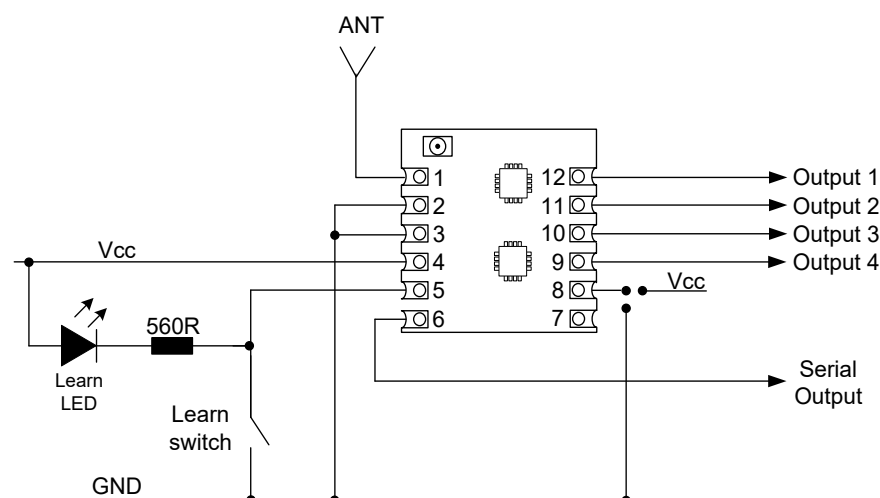
FOBBER Key Fob



Easy Embedded Remote Control



ZPT example application circuit



Description:

This example shows a ZPT module receiver with all 4 outputs connected.

Note: The external learn switch and learn LED are both shown connected in this example.

FOBBER Key Fob



Compatible Receivers


Each key fob transmitter is pre programmed with a unique identity (one of 16 billion possible numbers), the identity number transmitted on each press of the switch. Most receivers can learn the identity of up to 50 unique transmitters.

Note : The same transmitter may be taught to any number of receivers to create 'master keys'.

ZPT Module– 433 or 868 Mhz Smart Radio module with 4 Digital and serial data output.



BRAVO-T868 - 868 MHz SMART Radio Module with 8 digital outputs.



QUANTA-4R4 (433 MHz)

TRAP-RX (868 MHz)

12-32V receiver with 4 relay Changeover Contacts, housed in an IP68 Enclosure



ESPRIT-4R4 - 433 MHz 12/24Vdc or 110Vac powered

ELITE-RX - 868 MHz 12/24Vdc or 230Vac powered

Receivers with 4 relay changeover contacts for home automation or light industrial applications. IP68 Enclosure



725-TRX8 - 868MHz

Din Rail 12—24V receiver with 2 relay Changeover Contacts expandable to 16 Relay changeover contacts using additional modules



FOBBER Key Fob



Technical Specifications

Battery Type CR2032 (supplied), Operating Temperature -10 - 70degC

Electrical Characteristics	Min	Typical	Max	Units
Supply Voltage	2.0	3	3.3	V
Supply Current : Quiescent		<1		uA
Supply Current : Transmitting		17		mA
Operating frequency		433.920 869.500		MHz
Bandwidth (FSK Deviation pk-pk)		60		KHz
Output Power 433MHz 868MHz			10 13	dBm

FCC Compliance

This device complies with part 15 of the FCC Rules. Operation is subject to the following two conditions: (1) This device may not cause harmful interference, and (2) this device must accept any interference, including interference that may cause undesired operation.

Changes or modifications not expressly approved by the party responsible for compliance could void the user's authority to operate the equipment.

RED Directive

This product meets the requirements of directive 2014/53/EU.

Full declaration is available at:- <https://www.rfsolutions.co.uk/certification-i59>

Replacing the battery

Remove the screws holding the back panel in place. Open the case and change the battery. Ensure you check the orientation of the battery.



RF Solutions Ltd. Recycling Notice

Meets the following EC Directives:

DO NOT

Discard with normal waste, please recycle.



ROHS Directive 2002/95/EC

Specifies certain limits for hazardous substances.



WEEE Directive 2002/96/EC

Waste electrical & electronic equipment. This product must be disposed of through a licensed WEEE collection point. RF Solutions Ltd., fulfills its WEEE obligations by membership of an approved com-

Waste Batteries and Accumulators Directive 2006/66/EC

Where batteries are fitted, before recycling the product, the batteries must be removed and disposed of at a licensed collection point.

Environment Agency producer registration number: WEE/JB0104WV.

Disclaimer:

Whilst the information in this document is believed to be correct at the time of issue, RF Solutions Ltd does not accept any liability whatsoever for its accuracy, adequacy or completeness. No express or implied warranty or representation is given relating to the information contained in this document. RF Solutions Ltd reserves the right to make changes and improvements to the product(s) described herein without notice. Buyers and other users should determine for themselves the suitability of any such information or products for their own particular requirements or specification(s). RF Solutions Ltd shall not be liable for any loss or damage caused as a result of user's own determination of how to deploy or use RF Solutions Ltd's products. Use of RF Solutions Ltd products or components in life support and/or safety applications is not authorised except with express written approval. No licences are created, implicitly or otherwise, under any of RF Solutions Ltd's intellectual property rights. Liability for loss or damage resulting or caused by reliance on the information contained herein or from the use of the product (including liability resulting from negligence or where RF Solutions Ltd was aware of the possibility of such loss or damage arising) is excluded. This will not operate to limit or restrict QuasarUK Ltd's liability for death or personal injury resulting from its negligence.



Mouser Electronics

Authorized Distributor

Click to View Pricing, Inventory, Delivery & Lifecycle Information:

RF Solutions:

[FOBBER-4T6](#) [FOBBER-4T1](#) [FOBBER-4T2](#) [FOBBER-4T4](#) [FOBBER-4T8](#) [FOBBER-8T6](#) [FOBBER-8T4](#) [FOBBER-8T8](#) [FOBBER-8T2](#) [FOBBER-8T1](#)