

## SUMMARY



Image is for illustrative purpose only

### # Wires

Low voltage 16

|                  |                                   |
|------------------|-----------------------------------|
| Series           | 1B                                |
| Termination type | Female solder                     |
| IP rating        | 50                                |
| AWG wire size    | 34.00 - 28.00                     |
| Cable Ø          | 0.00 - 0.00 mm                    |
| Status           | active                            |
| Matching parts   | <a href="#">FGG.1B.316.CLAD52</a> |

### Download

[Request a quote](#)

[Catalog](#)

## TECHNICAL DETAILS

### Mechanics

|                   |   |
|-------------------|---|
| Shell Style/Model | EC*: Fixed receptacle with two nuts (back panel mounting)   |
| Keying            | 1 key (alpha=0, plug: male contacts, receptacle: female contacts)   |
| Housing Material  | Brass (chrome plated [SAE AMS 2460]) shell and collet nut, nickel plated [SAE AMS QQ N 290] brass latch sleeve and mid pieces |
| Weight            | 10.69 g   |

### Performance

|               |                           |
|---------------|---------------------------|
| Configuration | 1B.316 : 16 Low Voltage   |
| Insulator     | L: PEEK (UL 94 / V-0/1.5) |
| Rated Current | 1.5 Amps                  |

### Specifications

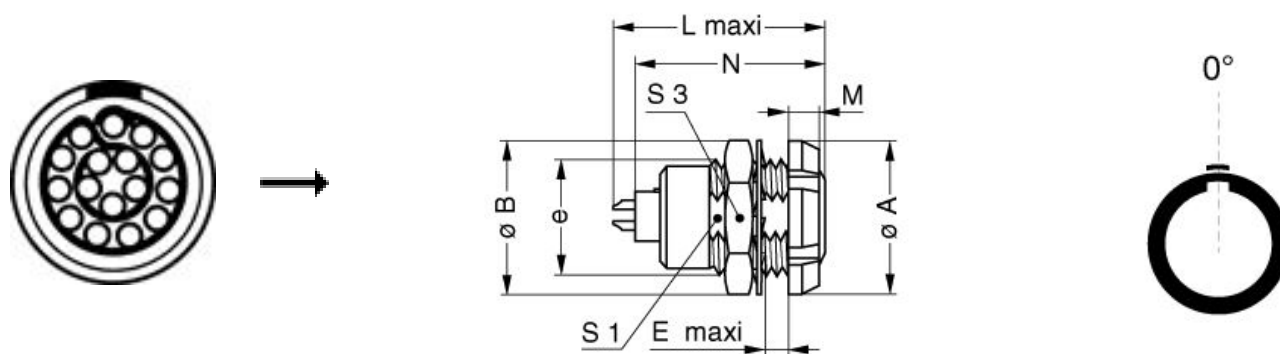
Contact Type: Solder  
Contact Dia.: 0.5 mm (0.02in)  
Bucket Dia.: 0.45 mm (0.018in)  
Max. Solid Conductor: 0.09 mm<sup>2</sup> (AWG 28)  
Max. Stranded Conductor: 0.09 mm<sup>2</sup> (AWG 28)  
R (max): 8.7 mOhm  
Vtest (contact-shell): 1250 V (AC), 1770 V (DC)  
Vtest (contact-contact): 800 V (AC), 1130 V (DC)

LEMO products and services are provided "as is". LEMO makes no warranties or representations with regard to LEMO product & services or use of them, express, implied or statutory, including for accuracy, completeness, or security. The user is fully responsible for his products and applications using LEMO components.

## Others

Endurance (Shell): 5000  
 Temp (min / max): -55°C / +250°C  
 Humidity (max): <=95% [at 60 deg C / 140 F]  
 Vibration: 15 g [10 Hz - 2000 Hz]  
 Shock Resistance: 100 g [ 6 ms]  
 Climatical Category: 50/175/21  
 Shielding (min): 75 dB (10 MHz)  
 Shielding (min): 40 dB (1 GHz)  
 Salt Spray Corrosion: >1000 hr

## DRAWINGS



## Dimensions

|     | A    | B    | E    | L    | M    | N    | S1   | S3   | e       |
|-----|------|------|------|------|------|------|------|------|---------|
| mm. | 16   | 15.8 | 6    | 23   | 3.5  | 21.1 | 10.5 | 14   | M12x1.0 |
| in. | 0,63 | 0,62 | 0,24 | 0,91 | 0,14 | 0,83 | 0,41 | 0,55 |         |





## RECOMMENDED BY LEMO

### Tools

Spanner 2: [DCH.91.161.PA](#)

*LEMO products and services are provided "as is". LEMO makes no warranties or representations with regard to LEMO product & services or use of them, express, implied or statutory, including for accuracy, completeness, or security. The user is fully responsible for his products and applications using LEMO components.*

## Cables

|                    |               |       |   |
|--------------------|---------------|-------|---|
| CMN.16.T28.059PGZE |               | Grey  |  |
| CMN.16.T28.059PNZE |               |       |  |
| CMN.16.T28.070NNZZ |               |       |   |
| CMN.16.T30.047QGZE | TPR (medical) | Grey  |  |
| 116080             | PUR           | Black |   |
| 116280             | PVC           | Black |  |
| 16050              | PVC           | Black |   |

LEMO products and services are provided "as is". LEMO makes no warranties or representations with regard to LEMO product & services or use of them, express, implied or statutory, including for accuracy, completeness, or security. The user is fully responsible for his products and applications using LEMO components.

# Mouser Electronics

Authorized Distributor

Click to View Pricing, Inventory, Delivery & Lifecycle Information:

[LEMO:](#)

[ECG.1B.316.CLL](#)