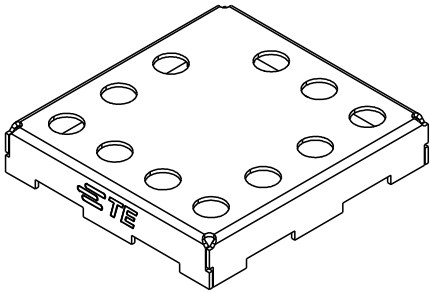


REVISIONS					
P	LTR	DESCRIPTION	DATE	DWN	APVD
	2	ADD NOTE 2, UPDATE TABLE	27JUL2016	VL	
	A	DRAWING RELEASED	20APR2017	VL	SS
	A1	REVISED PER ECO-17-007644	26MAY2017	VL	SS
	A2	REVISED PER ECO-17-013857	20SEP2017	SS	HL



SCALE 3:1

NOTES:

- 1 MATERIAL: 0.20mm CRS. 1,25 - 3.00µm MATTE TIN FINISH.
- 2 MATERIAL: 0.20mm AL. 1.20 - 2.00µm MATTE TIN FINISH OVER NICKEL FLASH.
- 3 STAMPING BURR OUTSIDE OF PART, MAX 0.05mm.
- 4 PARTS TO BE FREE OF OIL AND CONTAMINENTS.
- 5 PART IS RoHS COMPLIANT PER TE CONNECTIVITY STANDARD TEC-138-702.
- 6 REFER TO 3D MODEL FOR UNSPECIFIED DIMENSIONS.
- 7 PACKAGING: TAPE AND REEL

7	2	2118706-4
7	1	2118706-2
PACKAGING	MATERIAL	PART NUMBER



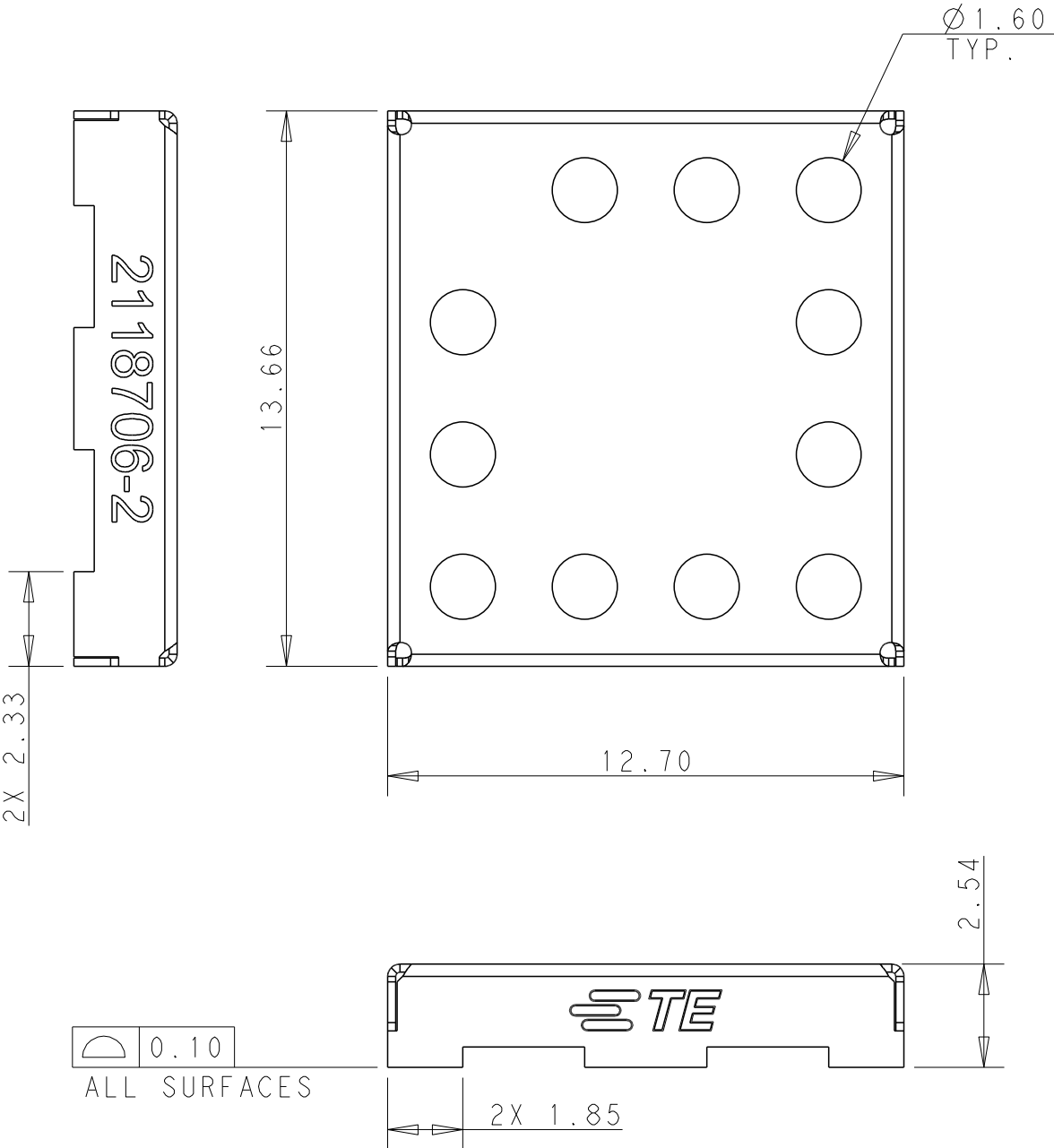
NAME
1 PIECE STANDARD SHIELD

SIZE	CAGE CODE	DRAWING NO	RESTRICTED TO
A3	-	©-2118706	-

CUSTOMER DRAWING	SCALE 6:1	SHEET 1 OF 3	REV A2
------------------	-----------	--------------	--------

THIS DRAWING IS A CONTROLLED DOCUMENT.			
DIMENSIONS: mm		TOLERANCES UNLESS OTHERWISE SPECIFIED:	
		0 PLC	±0.20
		1 PLC	±0.15
		2 PLC	±0.10
		3 PLC	±-
		4 PLC	±-
MATERIAL SEE TABLE		FINISH SEE TABLE	

DWN	V. LAC	06APR2016
CHK	S. SU	20APR2017
APVD	V. LAC	20APR2017
PRODUCT SPEC		
108-115119		
APPLICATION SPEC		
114-115013		
WEIGHT		
-		
CUSTOMER DRAWING		



4

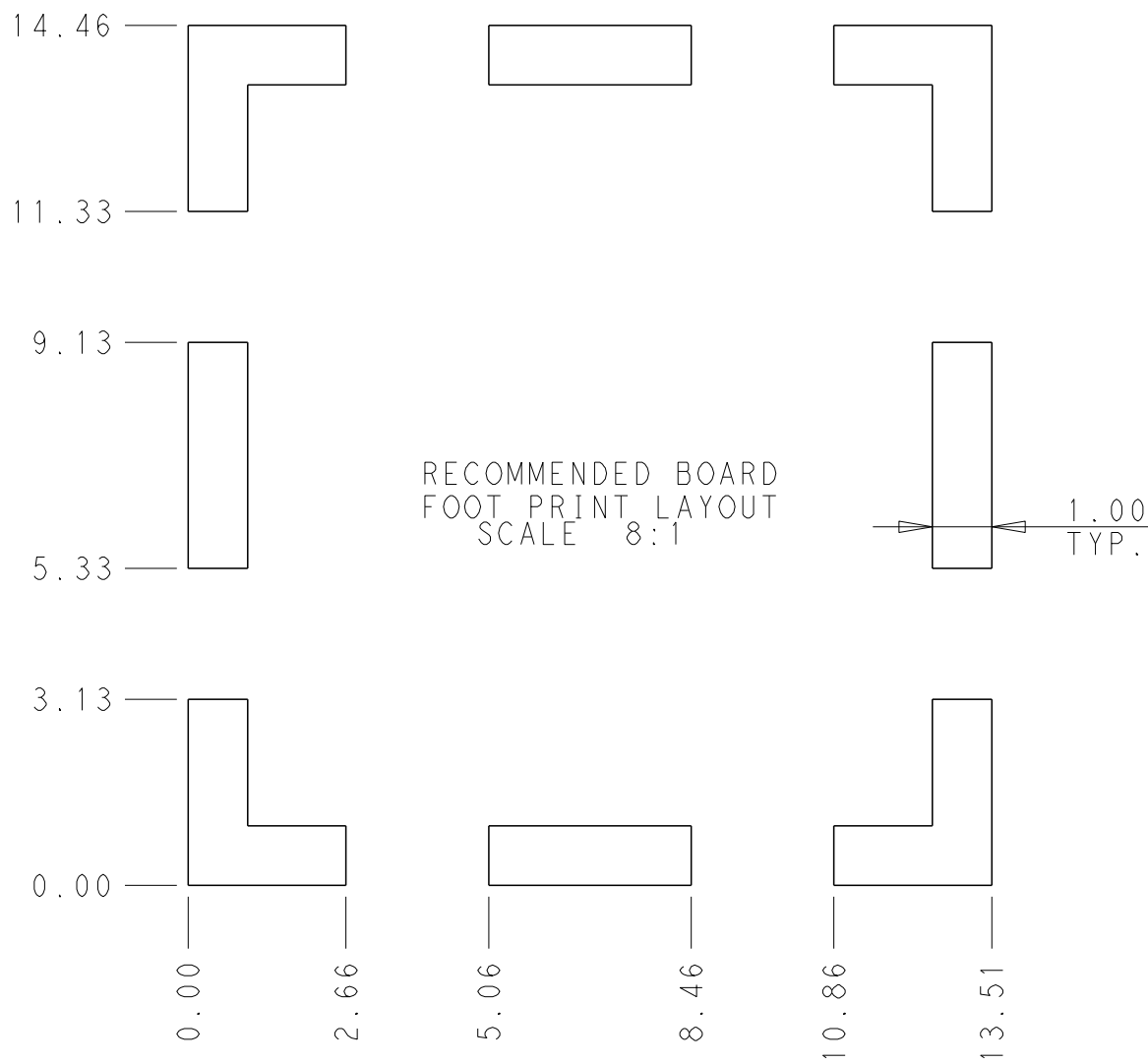
3

2


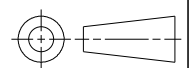
1

THIS DRAWING IS UNPUBLISHED.		RELEASED FOR PUBLICATION		20
© COPYRIGHT 20		BY -		ALL RIGHTS RESERVED.

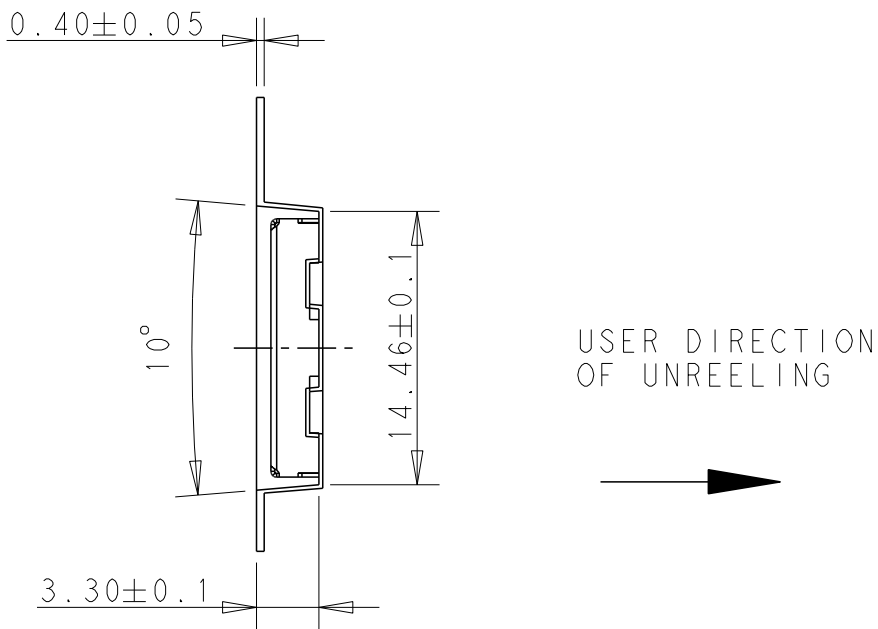
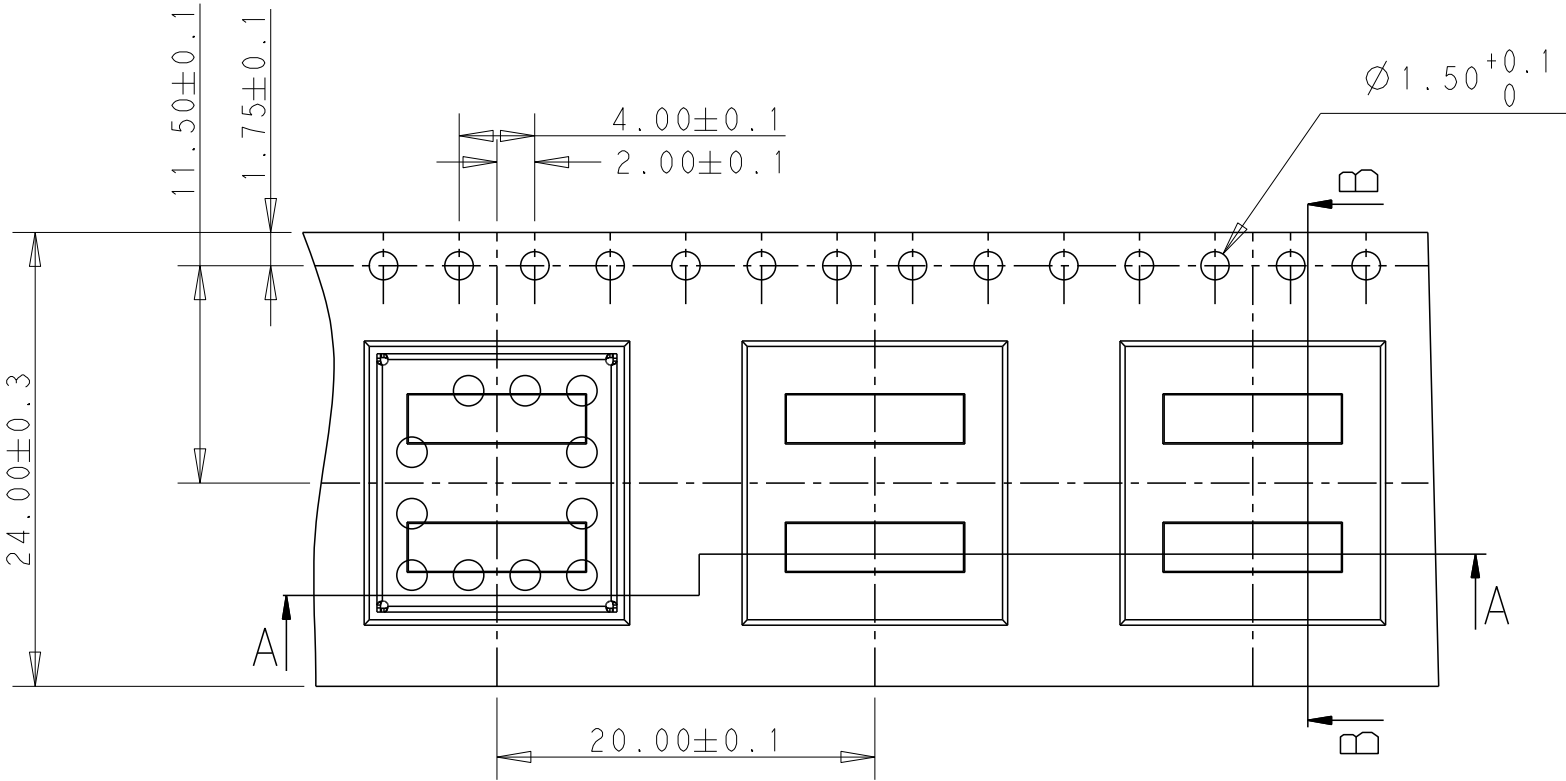
REVISIONS					
P	LTR	DESCRIPTION	DATE	DWN	APVD
	-	SEE SHEET 1	-	-	-



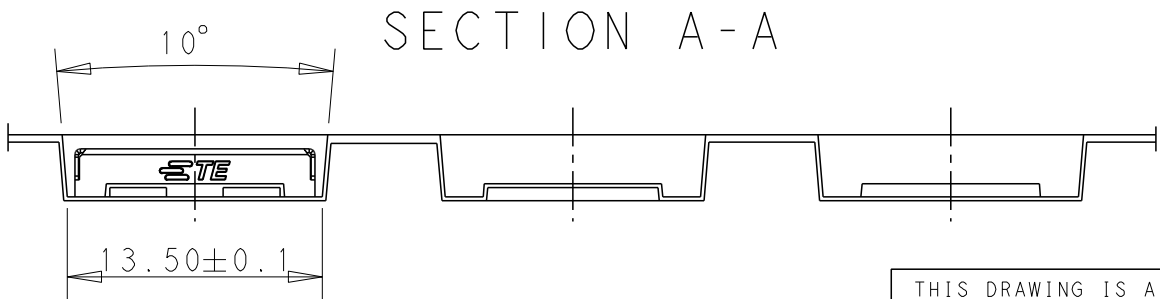
NOTES:
8. STENCIL THICKNESS: 0.10mm MIN.

THIS DRAWING IS A CONTROLLED DOCUMENT.		DWN V. LAC 06APR2016		<div>TE Connectivity</div>		
DIMENSIONS: mm		CHK S. SU 20APR2017				
		APVD V. LAC 20APR2017				
		TOLERANCES UNLESS OTHERWISE SPECIFIED:		NAME 1 PIECE STANDARD SHIELD		
		0 PLC ±0.20				
		1 PLC ±0.15				
		2 PLC ±0.10				
MATERIAL SEE TABLE -		3 PLC ±-		SIZE A3		
		4 PLC ±-				
		ANGLES ±2				
		FINISH SEE TABLE -				
		CAGE CODE -				
CUSTOMER DRAWING		APPLICATION SPEC		DRAWING NO		
		108-115119		G-2118706		
		RESTRICTED TO				
		WEIGHT -		REV A2		
				SCALE 6:1		
				SHEET 2 OF 3		

REVISIONS					
P	LTR	DESCRIPTION	DATE	DWN	APVD
	-	SEE SHEET 1	-	-	-


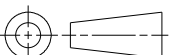


SECTION B-B



SECTION A-A

- NOTES:
- 9. REEL SIZE: O.D.330mm, I.D.100mm
 - 10. QTY PER REEL: 900PCS

THIS DRAWING IS A CONTROLLED DOCUMENT.		DWN V. LAC 06APR2016		<div>TE Connectivity</div>			
		CHK S. SU 20APR2017					
DIMENSIONS: mm		TOLERANCES UNLESS OTHERWISE SPECIFIED:		NAME 1 PIECE STANDARD SHIELD			
		0 PLC ±0.20 1 PLC ±0.15 2 PLC ±0.10 3 PLC ± 4 PLC ± ANGLES ±2					
MATERIAL SEE TABLE -		FINISH SEE TABLE -		SIZE A3	CAGE CODE -	DRAWING NO C-2118706	RESTRICTED TO -
CUSTOMER DRAWING				SCALE 6:1	SHEET 3 OF 3	REV A2	

Mouser Electronics

Authorized Distributor

Click to View Pricing, Inventory, Delivery & Lifecycle Information:

[TE Connectivity:](#)

[2118706-2](#)