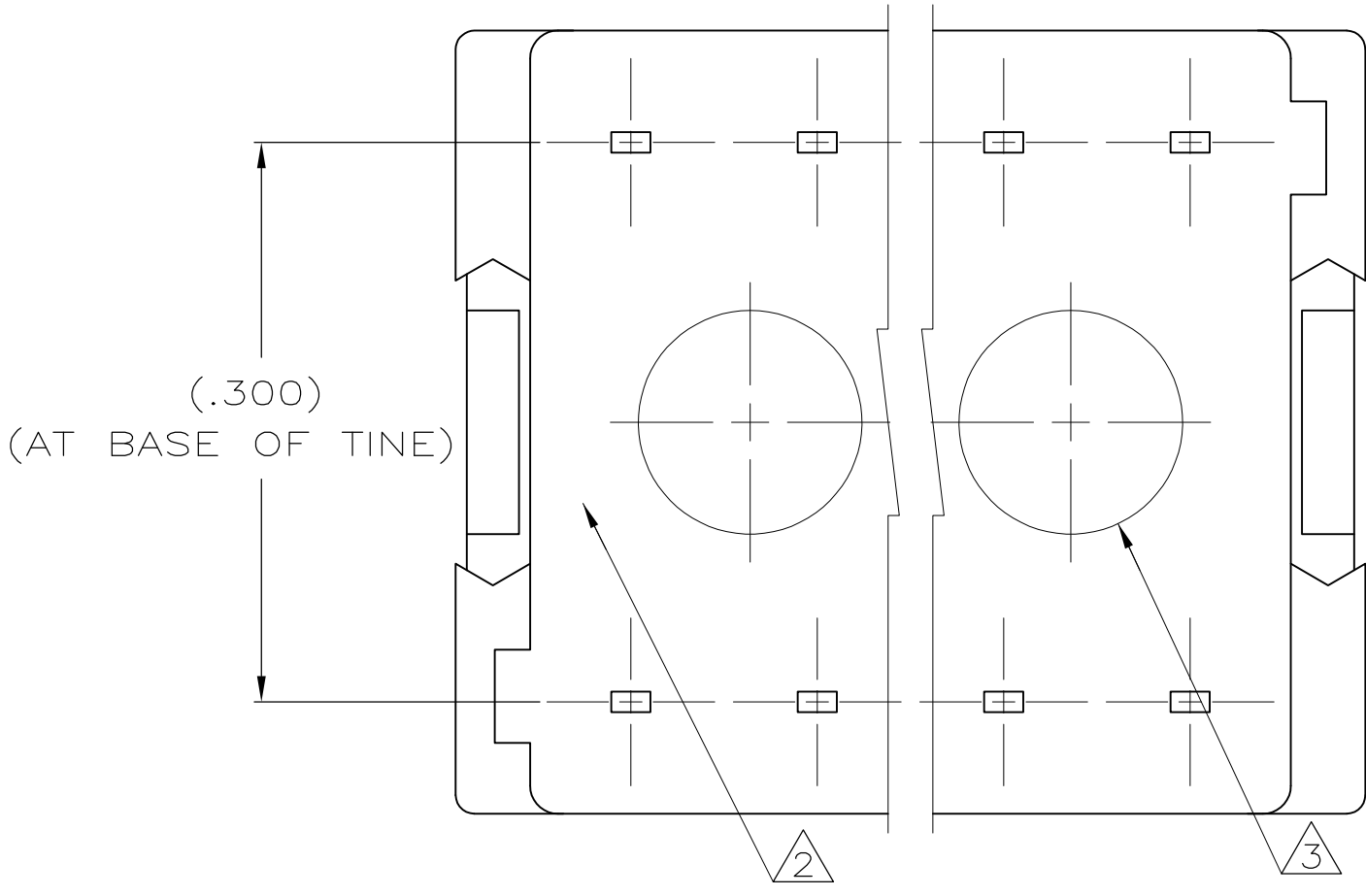
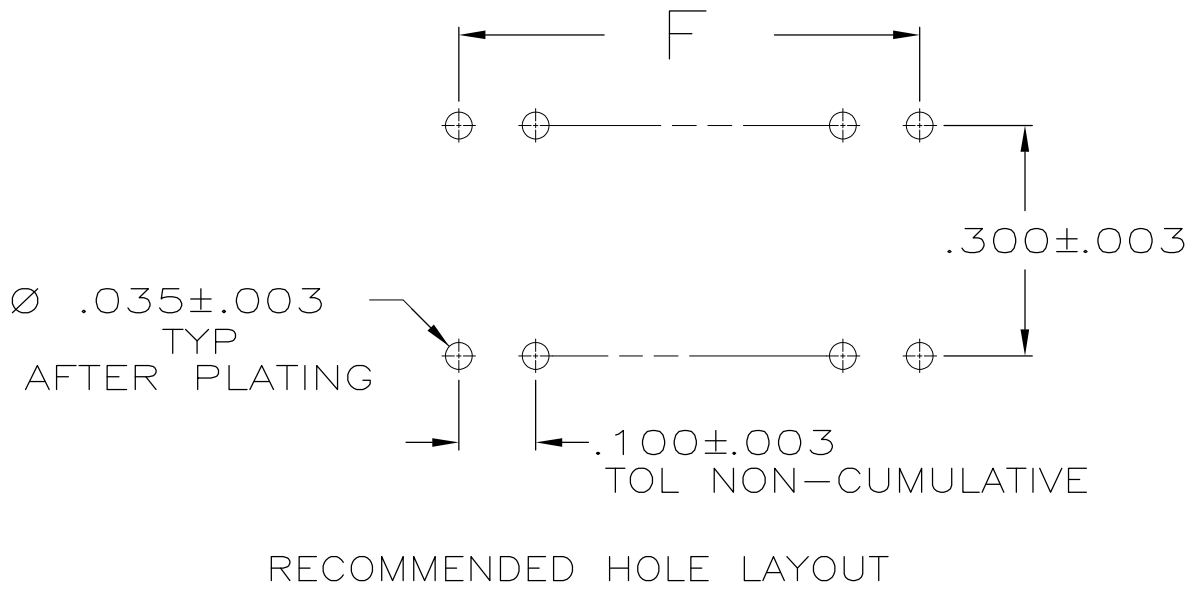
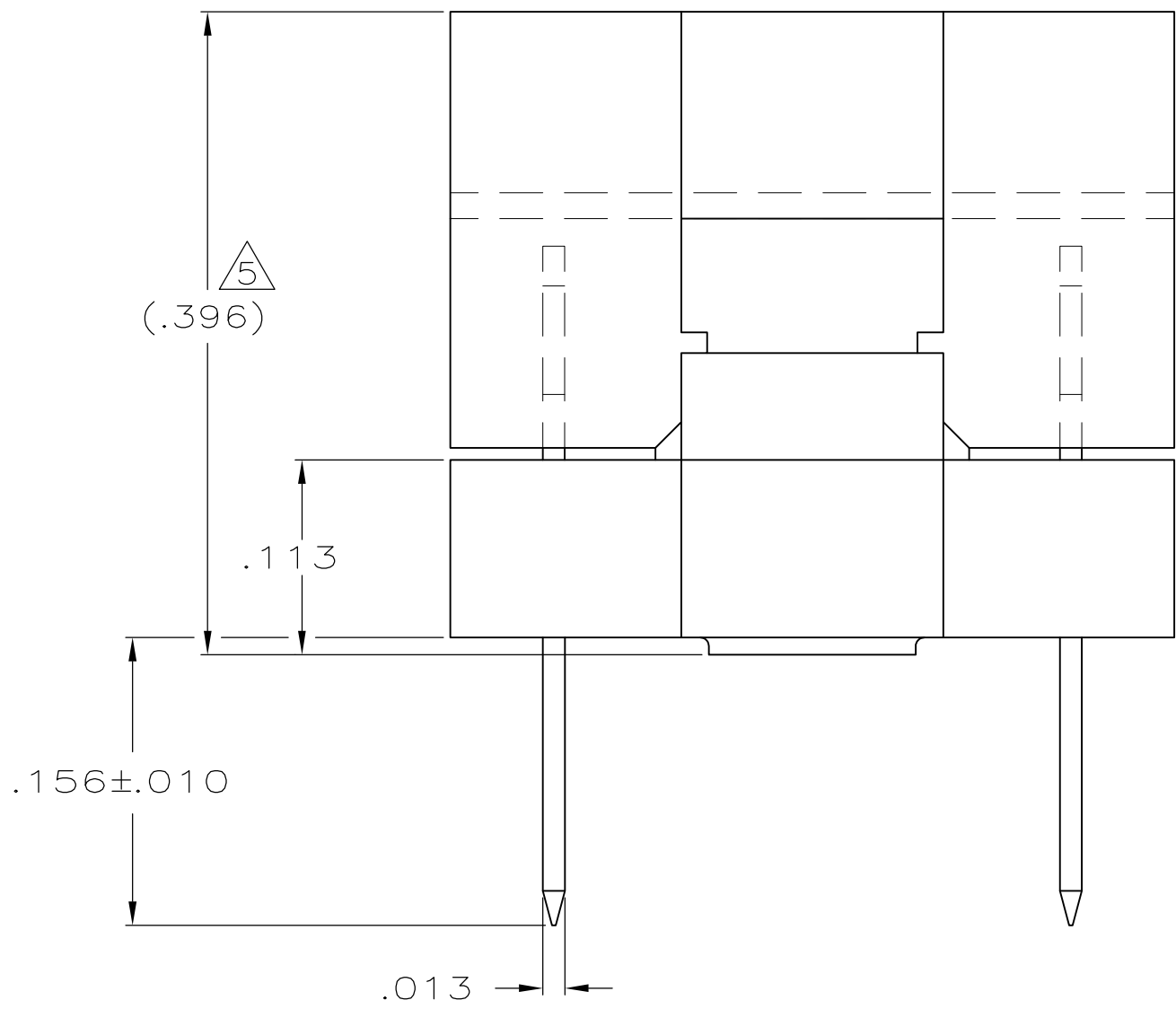
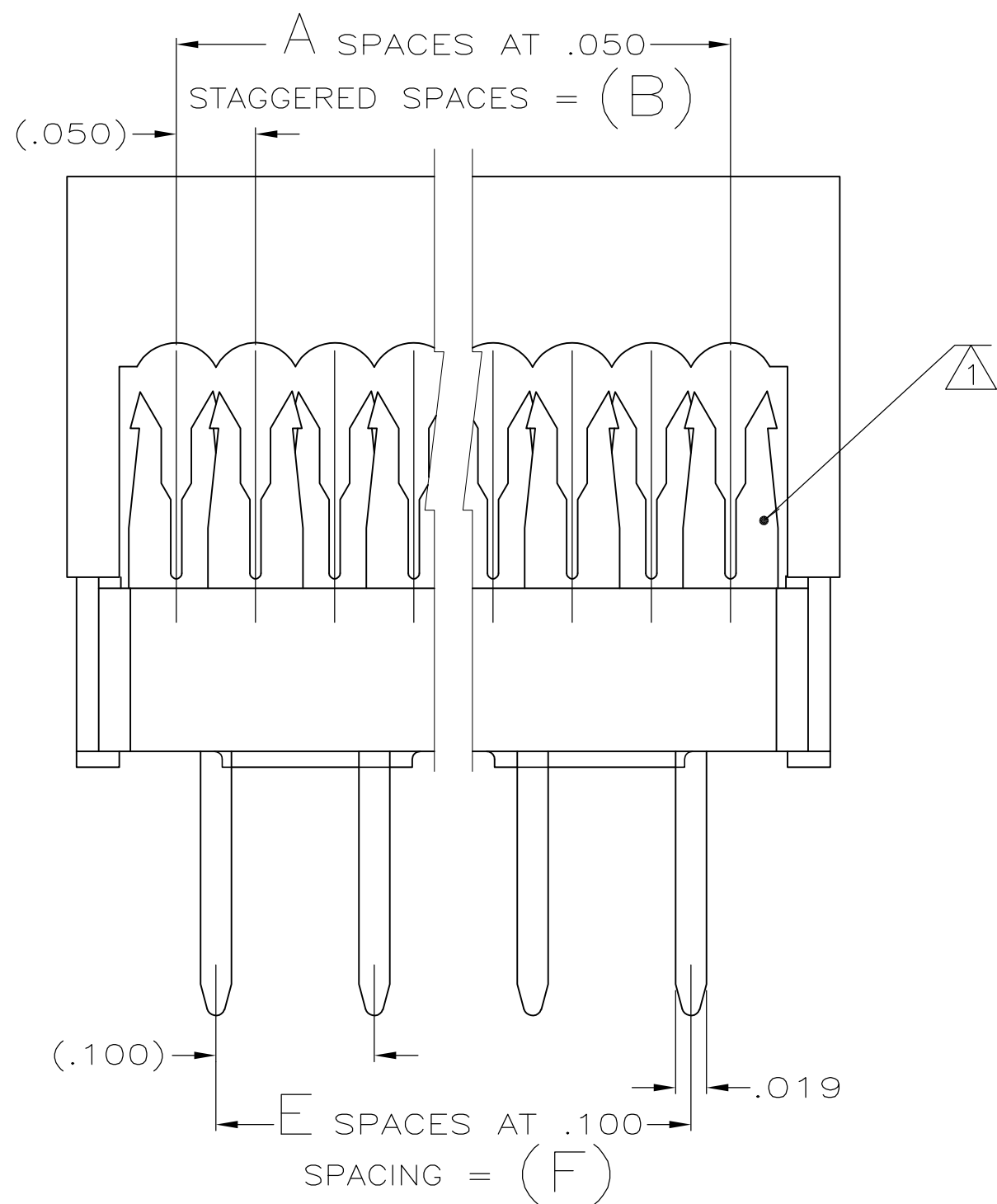
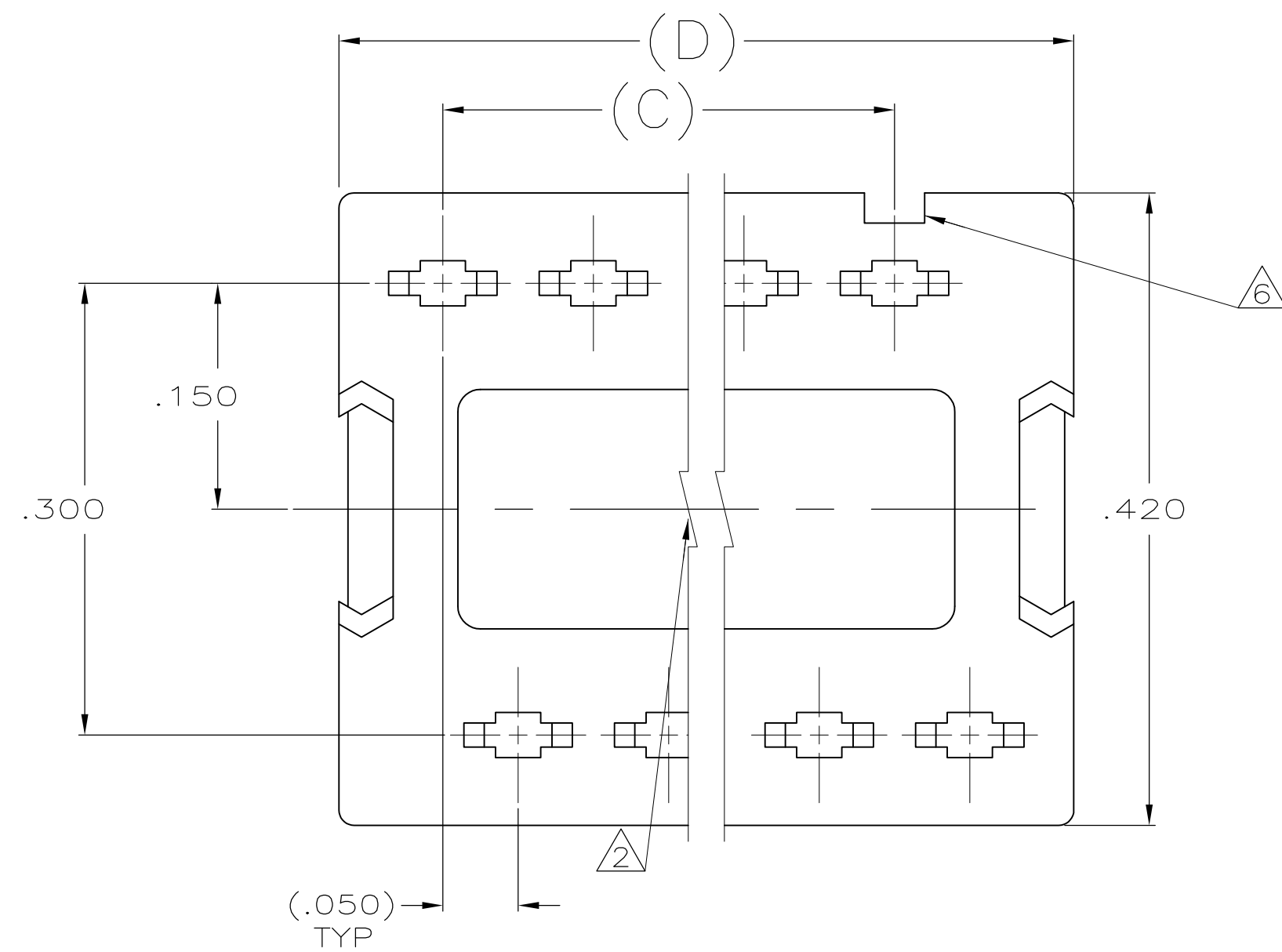


LOC	DIST	REVISIONS				
		REV	DATE	BY	CHKD	APPD
GP	00	C	REVISED PER ECO-13-012013	09AUG2013	CJV	CWR

- 1 CONTACTS DESIGNED FOR 26 & 28 AWG STRANDED OR 26, 28 & 30 AWG SOLID WIRE.
- 2 AMP TRADEMARK LOCATED IN APPROX AREA SHOWN.
- 3 STANDOFFS: POSN 8 (2) STANDOFFS AS SHOWN.
POSN 14-20 (3) STANDOFFS, (1) CENTERED BETWEEN (2) SHOWN
- 4 .000005 MIN GOLD ON RIBBON CABLE TERMINATION AREA
.000100-.000200 MATTE TIN ON SOLDER TAILS, ALL OVER
.000050 MIN NICKEL.
- 5 HEIGHT AFTER TERMINATION IS (.253).
- 6 INDICATES NO 1 POSITION.
- 7 MOLDED PARTS: 94V-0 RATED THERMOPLASTIC, COLOR BLACK.
CONTACTS: PHOS BRONZE



OBSOLETE	.900	9	1.088	.900	.950	19	20	5746613-5
OBSOLETE	.800	8	.988	.800	.850	17	18	-4
	.700	7	.888	.700	.750	15	16	-3
	.600	6	.788	.600	.650	13	14	-2
	.300	3	.488	.300	.350	7	8	5746613-1
	F	E	D	C	B	A	NO OF POSN	

THIS DRAWING IS A CONTROLLED DOCUMENT.

DWN
C. ATTADIA - DOCKS
CHK
C. ROHDE
APVD
M. WALMSLEY
PRODUCT SPEC
108-40013
APPLICATION SPEC
114-40005

11-29-04
11-29-04
11-29-04

TE Connectivity

NAME
KIT, AMP-LATCH DIP PLUG,
PREASSEMBLED .100 X .300 CENTERS.

DIMENSIONS:
INCHES

TOLERANCES UNLESS OTHERWISE SPECIFIED:
0 PLC ± -
1 PLC ± -
2 PLC ± -
3 PLC ± .005
4 PLC ± -
ANGLES ± -

MATERIAL
7

FINISH
4

WEIGHT
-

SIZE
A1

CAGE CODE
00779

DRAWING NO
5746613

RESTRICTED TO
-

CUSTOMER DRAWING

SCALE
NTS

SHEET
1

OF
1

REV
C

Mouser Electronics

Authorized Distributor

Click to View Pricing, Inventory, Delivery & Lifecycle Information:

[TE Connectivity:](#)

[5746613-1](#)