


Printed-circuit board connector - FK-MCP 1,5/ 4-ST-3,81 - 1851067

Please be informed that the data shown in this PDF Document is generated from our Online Catalog. Please find the complete data in the user's documentation. Our General Terms of Use for Downloads are valid (<http://phoenixcontact.com/download>)

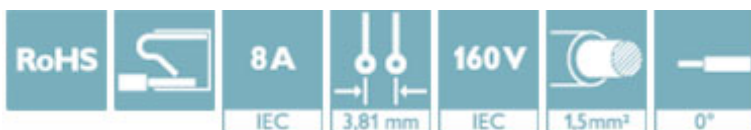
Plug component, Nominal current: 8 A, Rated voltage (III/2): 160 V, Number of positions: 4, Pitch: 3.81 mm, Connection method: Push-in spring connection, Color: green, Contact surface: Tin




The figure shows a 10-position version of the product

Why buy this product

- Time saving push-in connection, tools not required
- Defined contact force ensures that contact remains stable over the long term
- Intuitive use through colour coded actuation lever
- Operation and conductor connection from one direction enable integration into front of device
- Quick and convenient testing using integrated test option



Key Commercial Data

Packing unit	50 STK
GTIN	 4 017918 109943
GTIN	4017918109943
Weight per Piece (excluding packing)	3.500 g
Custom tariff number	85366990
Country of origin	Germany

Technical data

Dimensions

Length	21 mm
Height	12.4 mm
Width	16.03 mm
Pitch	3.81 mm
Dimension a	11.43 mm

General

Range of articles	FK-MCP 1,5/...-ST
-------------------	-------------------

Printed-circuit board connector - FK-MCP 1,5/ 4-ST-3,81 - 1851067

Technical data

General

Type of contact	Female connector
Number of positions	4
Connection method	Push-in spring connection
Insulating material group	I
Rated surge voltage (III/3)	2.5 kV
Rated surge voltage (III/2)	2.5 kV
Rated surge voltage (II/2)	2.5 kV
Rated voltage (III/3)	160 V 160 V
Rated voltage (III/2)	160 V
Rated voltage (II/2)	320 V
Connection in acc. with standard	EN-VDE
Nominal current I _N	8 A
Nominal cross section	1.5 mm ²
Maximum load current	8 A (with 1.5 mm ² conductor cross section)
Insulating material	PA
Flammability rating according to UL 94	V0
Internal cylindrical gage	A1
Stripping length	9 mm

Connection data

Conductor cross section solid min.	0.14 mm ²
Conductor cross section solid max.	1.5 mm ²
Conductor cross section flexible min.	0.14 mm ²
Conductor cross section flexible max.	1.5 mm ²
Conductor cross section flexible, with ferrule without plastic sleeve min.	0.25 mm ²
Conductor cross section flexible, with ferrule without plastic sleeve max.	1.5 mm ²
Conductor cross section flexible, with ferrule with plastic sleeve min.	0.25 mm ²
Conductor cross section flexible, with ferrule with plastic sleeve max.	0.5 mm ²
Conductor cross section AWG min.	26
Conductor cross section AWG max.	16
Minimum AWG according to UL/CUL	28
Maximum AWG according to UL/CUL	16

Standards and Regulations

Connection in acc. with standard	EN-VDE
	CSA
Flammability rating according to UL 94	V0

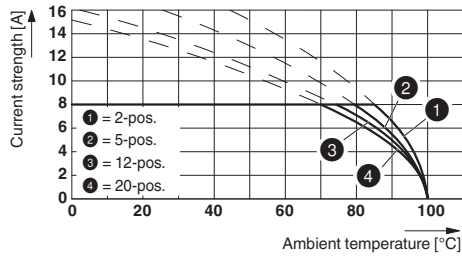
Environmental Product Compliance

China RoHS	Environmentally friendly use period: unlimited = EFUP-e
	No hazardous substances above threshold values

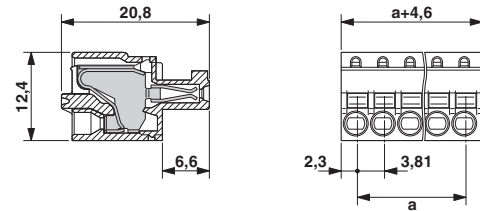
Printed-circuit board connector - FK-MCP 1,5/ 4-ST-3,81 - 1851067

Drawings

Diagram



Dimensional drawing



Type: FK-MCP 1,5/...-ST(F)-3,81 with MC 1,5/...-G(F)-3,81 P.. THR(R...)

Approvals

Approvals

Approvals

CSA / VDE Gutachten mit Fertigungsüberwachung / IECCEB Scheme / CCA / cULus Recognized / EAC

Ex Approvals

Approval details

CSA		http://www.csagroup.org/services/testing-and-certification/certified-product-listing/	13631
		B	
mm ² /AWG/kcmil		28-16	
Nominal current I _N		8 A	
Nominal voltage U _N		300 V	

VDE Gutachten mit Fertigungsüberwachung		http://www.vde.com/en/Institute/OnlineService/VDE-approved-products/Pages/Online-Search.aspx	40011723
mm ² /AWG/kcmil		0.2-1.5	
Nominal current I _N		8 A	
Nominal voltage U _N		160 V	

Printed-circuit board connector - FK-MCP 1,5/ 4-ST-3,81 - 1851067

Approvals

IECEE CB Scheme		http://www.iecee.org/	DE1-58415-B1B2
mm ² /AWG/kcmil	0.2-1.5		
Nominal current I _N	8 A		
Nominal voltage U _N	160 V		

CCA	CCA/ DE1 34219		
mm ² /AWG/kcmil	0.2-1.5		
Nominal current I _N	8 A		
Nominal voltage U _N	160 V		

cULus Recognized		http://database.ul.com/cgi-bin/XYV/template/LISEXT/1FRAME/index.htm	E60425-19920306
		B	
mm ² /AWG/kcmil	28-16		
Nominal current I _N	8 A		
Nominal voltage U _N	300 V		

EAC		B.01742	
-----	--	---------	--